


That CAD Girl

What features & menus are in Carlson CADNet? (a running thread)

August 20, 2016

[FAQ: What are the latest improvements in Carlson Software?](#)



[View this product in our online store](#)

That CAD Girl

Features and Benefits of CADNet 2017

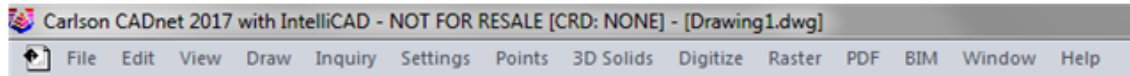
Carlson CADnet, introduced in 2014, allows users to import faster images and PDF files and, if needed, even to merge multiple images into one file that can be digitized or otherwise converted by CAD software using a variety of raster-to-vector routines. CADNet also gives you many tools to help clean up text and linework generated from raster images.

Recent updates to **CADNet** gives you the ability to export drawing entities to 3D PDF files, import Sketchup files and import and export BIM models (doors, windows, walls, roofs, etc.) and bring them into CAD as CAD software entities; plus, **CADnet** includes a routine to export surfaces into BIM.

Menus in CADNet 2017

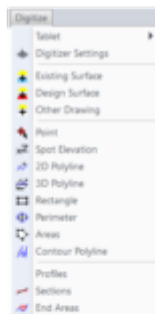
Menu Bar in CADNet 2017

That CAD Girl



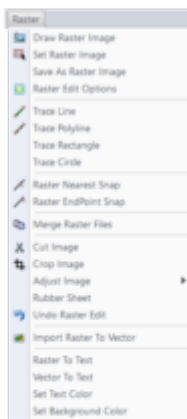
The menus below are available in Carlson CADNet 2017

Digitize Menu



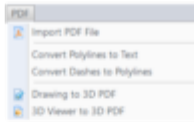
That CAD Girl

Raster Menu



PDF Menu

That CAD Girl



BIM Menu

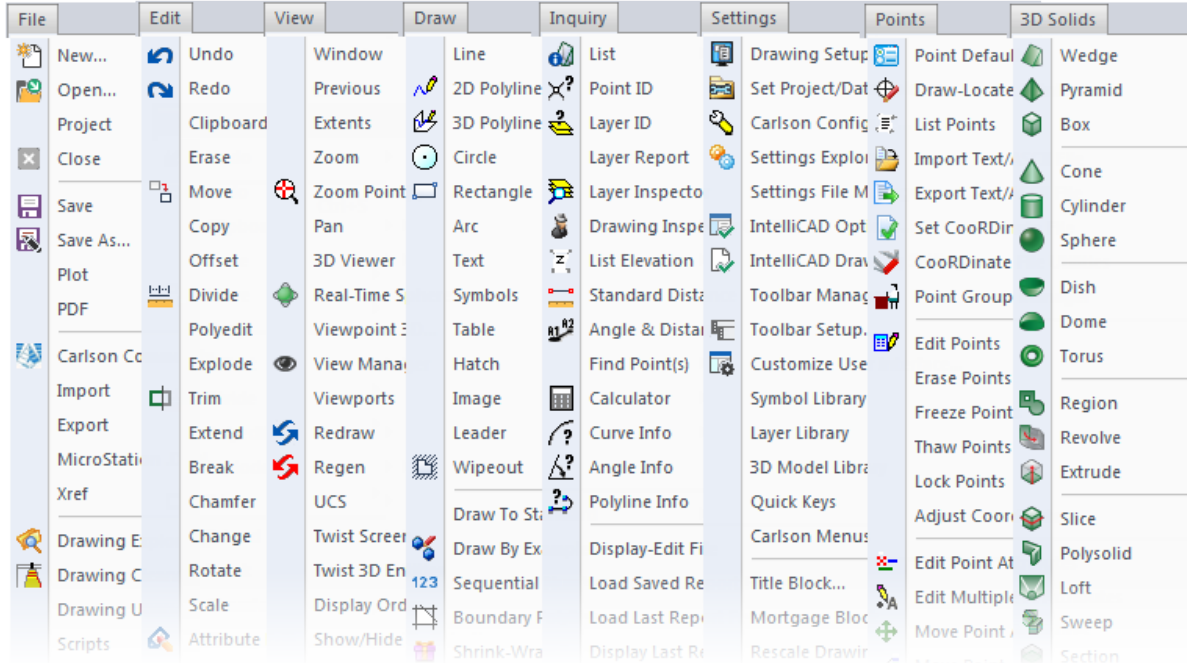
That CAD Girl



**The menus below are in all non-OEM programs of Carlson 2017
desktop software**

(Click image to see more)

That CAD Girl



That CAD Girl

That CAD Girl

If you find the material on this website helpful, please consider supporting That CAD Girl by [requesting a custom proposal](#) or emailing us at ContactUs@ThatCADGirl.com the next time you need to renew your maintenance, upgrade or purchase new software.